



# TACSC's *Monthly Menagerie of Ideas*



Growing Leaders Since 1982

*April 2005*



A monthly collection of LEADERSHIP activities...

THANK YOU for visiting TACSC's MONTHLY MENAGERIE OF IDEAS. Every month you will find more ways to boost leadership, morale and involvement at your school!

If you would like to submit an article for [www.tacsc.org](http://www.tacsc.org) or for TACSC's Leadership Times, please email us at [tacsc@tacsc.org](mailto:tacsc@tacsc.org). We want to hear what is happening at YOUR school!

## **This Month:**

- |  |               |
|--|---------------|
| ◆ <b>Officer In-Service Article - Secretary Part II</b>        | <b>Page 2</b> |
| ◆ <b>Holiday Activity - Spring Ahead with Daylight Savings</b> | <b>Page 3</b> |
| ◆ <b>Prayer Service - Earth Day Prayer</b>                     | <b>Page 3</b> |
| ◆ <b>Recognition Project - This Bud's For You</b>              | <b>Page 4</b> |
| ◆ <b>Service Project - Celebrate Earth Day</b>                 | <b>Page 4</b> |

## *TACSC's Monthly Menagerie of Ideas*

**April 2005 Editorial Contributors:**

**Kristin Nystrom, Noreen Smith, Sara Stricker, Marilyn Thickett**

©2005

**The Association of Catholic Student Councils**

**WE GROW LEADERS™**

86 Cityview Drive Daly City, CA 94014

415/584-9877 [www.tacsc.org](http://www.tacsc.org)

**NEXT MONTH:**

**Officer In-Service: Religious Activities**

## Officer In-Service- Secretary Part II



In February, we shared the qualities of a good **Secretary**. There are many good skills to learn and use. This month we will look at some **famous** bears and see what great qualities they share with successful Secretaries. You will be surprised at the results!



Remember our Panda Pal from February? Well, he wanted to dress like **Caesar**. When we asked him why, Panda Pal said he wanted to "Seize the Day." We asked him what he meant, but Panda Pal didn't answer. So we think he meant you have to seize every opportunity that comes to you, and be your best. Don't let life pass you by. Live life to the fullest. **Secretaries** also have many duties allotted he Student Council binder up-to-date and organized. Our Student Council binder has every agenda in it, all of the Minutes, all the information for the different groups, prayers, and much more.

**Yogi**, who has a positive attitude, helps keep everyone happy by making all the Birthday, Thank You, and other Student Council cards. This is where some of the Good Typing Skills comes in, plus a good card-making program or CD.

**Pooh**, the dedicated bear, makes the agenda. An agenda is an outline of what has to be done in the meeting. As **Secretary**, it is your responsibility to make the agenda. Don't worry, though, you don't have to make it alone! The Moderator and the President will be there to help you. You just have to type it, copy and distribute!



**Little Bear**, the enthusiastic bear, takes the Minutes. Minutes are the notes taken at each meeting by the **Secretary**. Your notes should be detailed and cover everything that was discussed at the meeting - especially the motions that are made. It is your job to type them and distribute them.

The **Three Bears**, who are problem-solvers, make the seating chart. This dictates who will sit where. Everyone will be relatively close to a friend. If someone is talking too much, they are moved to out to the Time Out Zone. This is set where everyone can see that person, so it might cause some discomfort. But chances are they won't do it again!

The **Berenstain Bears**, who are very open-minded, take roll call. This is the list of everyone on Student Council and who is in attendance at the meeting. You call out their name, and they answer with, "Here!" or "Present!" Hopefully, they will never miss a meeting.


Being a **Secretary** is very hard, but it is also fun! Just remember to "Bear" in Mind these hints! And be sure to have a binder with everything to keep you organized!



## Holiday Activity - Spring Ahead with Daylight Savings

### Daylight Saving Time Saves Energy

Daylight Saving Time begins for most of the United States at 2 a.m. on the first Sunday of April. Time reverts to standard time at 2 a.m. on the last Sunday of October.



One of the biggest reasons we change our clocks to Daylight Saving Time (DST) is that it saves energy. Energy use and the demand for electricity for lighting our homes is directly connected to when we go to bed and when we get up. Bedtime for most of us is late evening through the year. When we go to bed, we turn off the lights and Television.

You can "Spring Ahead" for the rest of the year by setting specific goals you would like to achieve by December. Sit down in a quiet place and write your personal, school, family, social, health and nutrition goals. Have at least one goal in each area. It's important to have a well-rounded life and to include different kinds of activities. After you are done, make an action plan for each goal. Don't forget to include deadlines. Post your goals where you can see them and check in on them weekly.



### Prayer Service - Earth Day Prayer

Lord you gave us a wonderful world and we will take care of it.

Here I am, Lord. I will not waste resources you have given us. I will recycle and reuse whatever I can.

Here I am Lord, you gave us a world rich in beauty. I will cherish and preserve that natural beauty. I will not litter I will pick up litter and trash that careless people have left around.

Here I am, Lord. I am grateful for the wonderful variety of plant life you have provided for our use. I will avoid unnecessary destruction, so that generations to come will benefit as we have.

Here I am, Lord. I will value the animals you have put on this earth. I will speak up against cruelty to animals. I will help preserve out endangered species.

You have filled the world with people. Though they may differ in appearance, in language, and in culture we know that they are yours. We will treat them with respect. Here I am Lord, I will offer courtesy and friendship to everyone I meet.

Here I am, Lord. I will work always for peace throughout the world. I will begin by working for peace in my home, my neighborhood, my school, and my community.

Here I am, Lord. I will share what I have with those in need. We are grateful for all that you have given us. We have little to give you, but we long to serve you. We will listen for your voice. When you call we will answer.

End this service by serving the refrain from, "Here I Am, Lord" by Daniel L. Schutte.



## Recognition Project - This Bud's For You

A refreshing way to kick off Spring is to make paper flowers for everyone in school. Write on each flower "This Bud's For You!" Pass out to each class. Don't forget the teachers, administration and staff -- including the janitors, cafeteria crew and clergy!

## Service Project - Celebrate Earth Day

Your school can contact local grocery stores and ask them to donate grocery sacks to be decorated and then returned to the stores for use. The students will love going to the store and seeing their art work on bags being used. It's a good community P.R. thing too...and it's free and easy.

A similar activity is organized on a national level at <http://www.earthdaybags.org>. But it doesn't take nationwide organizing to do something like this at the local level. Simply contact a nearby grocery store and offer to have your students decorate a hundred or two paper bags with a simple Earth Day design. Then make a large poster to put up in the store to identify your class, and perhaps offer a small tabletop Earth Day display.

**A book to check out:** *What on Earth You Can Do With Kids*; A Good Apple Earth-Related Activity Book for Grades 1-5, by Robyn Freedman Spizman and Marianne Daniels Garber, Ph.D. This book contains ideas for each month of the year, but they can be adapted to other months.

1. Here are a few modified examples from *What on Earth You Can Do With Kids*:
2. Create a bulletin board with the earth as the background. Have students write poems based on themes such as "I Love the Earth."
3. Draw pictures of all the things that the sun's energy helps.
4. Observe nature and organize activities centered around it.
5. You are the author of a new book all about helping planet Earth - design a book cover for it.
6. Make a wish list for things the Earth might need.
7. Give A Hand to Mother Earth: Each student has a copy of a large hand. Everyone likes a compliment. Mother Earth likes to be appreciated also. Another way we pay a compliment to Mother Earth is by taking care of her. On each finger, write one thing you should remember to do to take care of Mother Earth.
8. Some Bunny Loves the Earth!: A petition is a formally drawn up and submitted to an authority soliciting a favor or request for your cause. Decide what you think needs to be done to help the earth. Write a statement of your request. Ask your friends and neighbors to support you by signing their names to show they agree.
9. You-nique! There's only one you. There is only one earth. It is special. How is the earth different from all the other planets? How is the earth like the other planets?
10. Planter Pizzazz: Many containers can be recycled and made into beautiful planters for growing seeds or repotting plants. Students can collect milk cartons, old pots, and a variety of containers.

Thank you for visiting the  
MENAGERIE OF IDEAS at [www.tacsc.org](http://www.tacsc.org).  
*See you next month!*

