


Learning to Lead

TACSC's Monthly Menagerie of Ideas



Growing Leaders Since 1982

January 2005



A monthly collection of LEADERSHIP activities...

HAPPY NEW YEAR!

THANK YOU for visiting TACSC's MONTHLY MENAGERIE OF IDEAS. Every month you will find more ways to boost leadership, morale and involvement at your school!

If you would like to submit an article for www.tacsc.org or for TACSC's Leadership Times, please email us at tacsc@tacsc.org. We want to hear what is happening at YOUR school!

This Month:

- | | |
|--|---------------|
| ◆ Officer In-Service Article - Publicity Part II | Page 2 |
| ◆ Recognition Project - Thank You Month | Page 3 |
| ◆ Holiday Activity - New Year's Resolutions | Page 3 |
| ◆ Service Project - Volunteer at a Rehabilitation Center...and Learn! | Page 3 |
| ◆ Prayer Service - Prayer for the Epiphany | Page 4 |

Learning to Lead: TACSC's Monthly Menagerie of Ideas

January 2005 Editorial Contributors:

Katie & Kelly Behrend, Kristin Nystrom, Noreen Smith, Marilyn Thickett

©2005

The Association of Catholic Student Councils

WE GROW LEADERS™

86 Cityview Drive Daly City, CA 94014

415/584-9877 www.tacsc.org



Officer In-Service- Publicity

What exactly IS publicity? It's simply the process of getting the word out to any group of people! It has to be LOUD and CLEAR for everyone to know about what you are publicizing for! Now that you are the Commissioner of Publicity, you have some very important duties. This month we will talk about responsibilities and ways to publicize. Next month we will cover the do's and don'ts of poster making and places to advertise.

The Commissioner of Publicity is a significant position in student council. Without it, your student council wouldn't succeed! Why? Well think about all of the fund-raisers and events that your student council does in your schools. If no one knew about it, no one would come, no one would donate, and no one would be on student council! Think about it...without Publicity, your student council would not exist! Bet you never thought of *that* before! Now, let's talk about the duties you have as a commissioner.

- ◆ **TAKE CHARGE!** Believe it or not, but you are now a LEADER! No matter what position you are on student council, it's vital that you step up and take responsibility for your actions and your decisions and take charge of what goes on in your school! After all, that is what TACSC is all about; growing leaders! So, Take Charge as a commissioner, and don't be afraid to show leadership!
- ◆ **MAKE A COMMITTEE:** Okay, now that you have claimed to be a leader; that means you can do everything on your own. Right? Wrong! You can't do everything by yourself. Make a Committee! A committee is a group of peers (preferably student leaders, or representatives on your student council) that help you with your responsibilities as a commissioner of publicity. With their help and your leadership, your tasks can be done much faster and more accurately than if you were on your own.
- ◆ **TAKE NOTES:** When you are at a student council meeting, make sure to take notes on the details of every event that needs to be publicized. Work with the other commissioners to find out what goals they have for publicizing the event.
- ◆ **BE CREATIVE:** There are many ways to publicize (which we will talk about later) and there are many ways to be creative. As commissioner of publicity, it is your job to transfer information between the student council and student body in a positive, precise, and punctual matter. So why not be creative and more interesting while you're at it? It never hurts to add a little spice to your posters, or an extra slogan to your announcements!
- ◆ **STAY ORGANIZED:** This might be one of the most important duties as a commissioner of publicity. Staying organized keeps you positive and focused, and will most likely help you to be more accurate and creative in your efforts. If staying organized is a problem for you, ask your moderator or committee for some extra help or advice. It never hurts to ask!
- ◆ **STRIVE TO BE ACCURATE:** Make sure to stay attentive at all student council meetings, take notes, and read over minutes in order to have all information correct. You don't want to publicize the wrong information for an event because not only will it make the student council look unorganized, but the students won't be properly informed and you might not get the reaction you want from the student body.

WAYS TO ADVERTISE AND PUBLICIZE:

- | | |
|---|--------------------------|
| ◆ Posters | ◆ P.A. announcements |
| ◆ Flyers | ◆ Newspapers |
| ◆ Open meetings | ◆ Church bulletins |
| ◆ Posted minutes | ◆ Blimps |
| ◆ Homeroom Reports | ◆ Newsletters |
| ◆ Suggestion box listings and reactions | ◆ Sandwich boards |
| ◆ Bulletin Boards | ◆ Candy |
| ◆ Assemblies | ◆ Electronic Sign Boards |
| ◆ Questionnaires and surveys | ◆ Radio Stations |

NEXT MONTH:

**Officer In-Service: Publicity Part II:
Do's & Don'ts of Poster Making AND Places to Advertise - DON'T MISS IT!**

Recognition Project - Thank You Month

January is national Thank You Month. What a great way to recognize and appreciate EVERYONE at your school. Divide your school into 4 sections:

WEEK1 Primary Grades

WEEK 2 Middle Grades

WEEK 3 Junior High/Upper Grades

WEEK 4 Faculty & Administration



Each week post a large THANK YOU poster in the hallway with each students name on it. Have all students write thank you notes to the students listed on the poster. Have teachers pass out THANK YOU stars to students who do good deeds. Each Friday hold a THANK YOU ice cream social for the designated group. Every student will attend and be thanked for contributing to the school community.

Holiday Activity - New Year's Resolutions

Each January is a new opportunity to throw out the old year and bring in the new one! A great activity beyond just making resolutions is to do it as a class or school. Using the following REALMS, have each class brainstorm activities they can do to have a better, more community-involved year:

R - Religion

E - Environment


A - Academic

L - Loving

M - Money (raising money for charity)

S - Service

You can give the same topic to more than one class. After a few activities are voted on, post them in each classroom. As classes finish their projects, they can give a report at an assembly, write an article for the school newspaper, the bulletin, or the local newspaper. These projects will also help your school to receive GREAT publicity!



Service Project - Volunteer at a Rehabilitation Center...and Learn!

Contact a local Rehabilitation Center for people who benefit from comprehensive medical, assistive technology and vocational rehabilitation services for persons with disabilities to help them gain increased independence and employment. Collect names of students who want to volunteer at the center and learn more about what happens at the center. It's important that students learn about other lifestyles and the challenges some people face.

You can also look for Animal Rehabilitation Centers in your area and volunteer to care for the animals that have been rescued and are trying to recover from injuries. Sometimes we take our health and wellness for granted. It's good to understand and empathize with people and animals who need a little extra help.

Prayer Service - An Epiphany Blessing



January 6th is the feast of the Epiphany. Three Kings, from the East followed the light of a star to Jerusalem. They made the long trip to see the newborn King of the Jews. When they arrived at the palace of Herod they asked where they could find the King. Herod was disturbed. The chief priests and scribes told him that Jesus was to be born in Bethlehem.

Herod sent the three Wise Men to Bethlehem and told them to come back and report to him where the child was. They left the palace and continued to follow the star. When they found Jesus, with Mary and Joseph, the knelt down and adored Him.

The three Kings presented gifts of gold, frankincense and myrrh. Gold is a very valuable metal. It is a sign of Jesus' royalty. Frankincense is sweet smelling incense. It is a sign of Jesus' holiness. Myrrh is a bitter herb. It is a symbol of Jesus' humanity.

You can begin and/or end with, "We Three Kings".

Two people alternate reading lines:

God calls us out of the darkness into the light of Christ.

May we be strong in faith, hope and love as we walk in that light.


May we always be guided by Christ.

May Christ make us lights to one another.

May the light of Christ shine through us wherever there is darkness.

May each of us find the Lord when our journey has ended.

May we never stop searching for the light of Christ in our lives and in the world.



Thank you for visiting

Learning to Lead - TACSC's Monthly Menagerie of Ideas at www.tacsc.org.

See you next month!